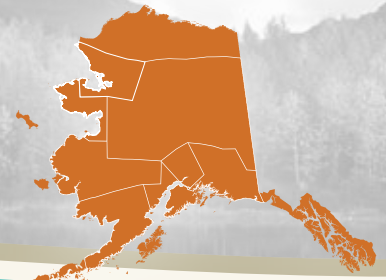


Statewide Data Alcohol Abuse Mortality



Updated: 9/26/2017

Definition: *Alcohol abuse mortality* is the rate of death due to the direct effects of acute intoxication or withdrawal from alcohol per 100,000 population. The definition includes ICD10 mortality codes F10 and X45. This definition excludes unintentional injuries (vehicle accidents, drownings, and other injuries) where alcohol use was a contributing factor in the death

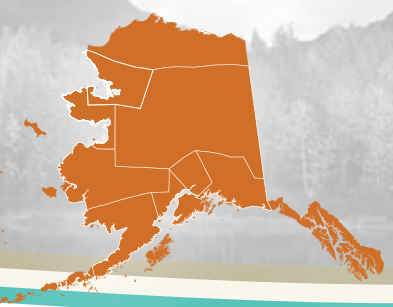
Objectives: Reduce the overall alcohol abuse death rate to 15.3 deaths per 100,000 population.

Healthy Alaskans 2020, Goal LHI-14

Summary:

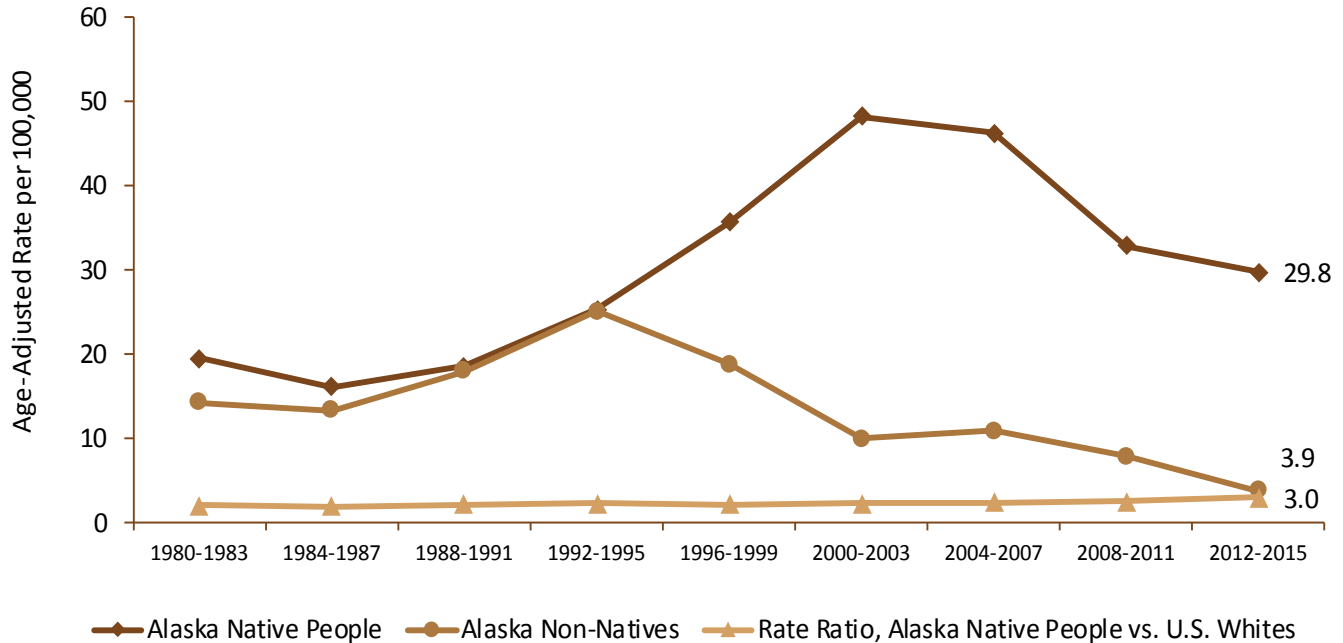
- Alcohol abuse is the seventh leading cause of death among Alaska Native people, at a rate of 29.8 per 100,000 in 2012-2015.
- Alcohol abuse mortality rates among Alaska Native people have not changed significantly between 1980 and 2015, however they have decreased significantly from their highs in the 2000-2007 time periods ($p < 0.01$). During the same time period, alcohol abuse mortality rates decreased significantly among the non-native population, with a significant disparity between Alaska Native and non-Native mortality rates after 1996 ($p < 0.01$).
- Alcohol abuse mortality rates among Alaska Native people varied from 96.4 per 100,000 in the Arctic Slope region to 17.7 per 100,000 in the Yukon-Kuskokwim region.

Statewide Data Alcohol Abuse Mortality



Age-Adjusted Alcohol Abuse Mortality Rate per 100,000 Population, 1980-2015

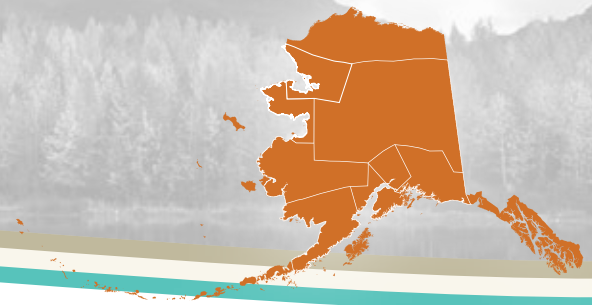
Data Source: Alaska Bureau of Vital Statistics; Centers for Disease Control and Prevention, National Center for Health Statistics



	Alaska Native People		Alaska Non-Natives		U.S. Whites		Rate Ratio, Alaska Native People vs. U.S. Whites
	Deaths	Rate	Deaths	Rate	Deaths	Rate	
1980-1983	26	19.6	190	14.3	15,822	2.1	9.3*
1984-1987	18	16.2	202	13.4	15,425	2.0	8.1*
1988-1991	31	18.6	262	18.0	18,144	2.2	8.5*
1992-1995	52	25.4	348	25.1	20,277	2.4	10.6*
1996-1999	102	35.7	277	18.9	20,944	2.2	16.2*
2000-2003	161	48.2	203	10.0	22,662	2.3	21.0*
2004-2007	174	46.3	250	11.0	25,671	2.5	18.5*
2008-2011	132	32.9	184	7.9	28,183	2.6	12.7*
2012-2015	126	29.8	103	3.9	33,937	3.0	9.9*

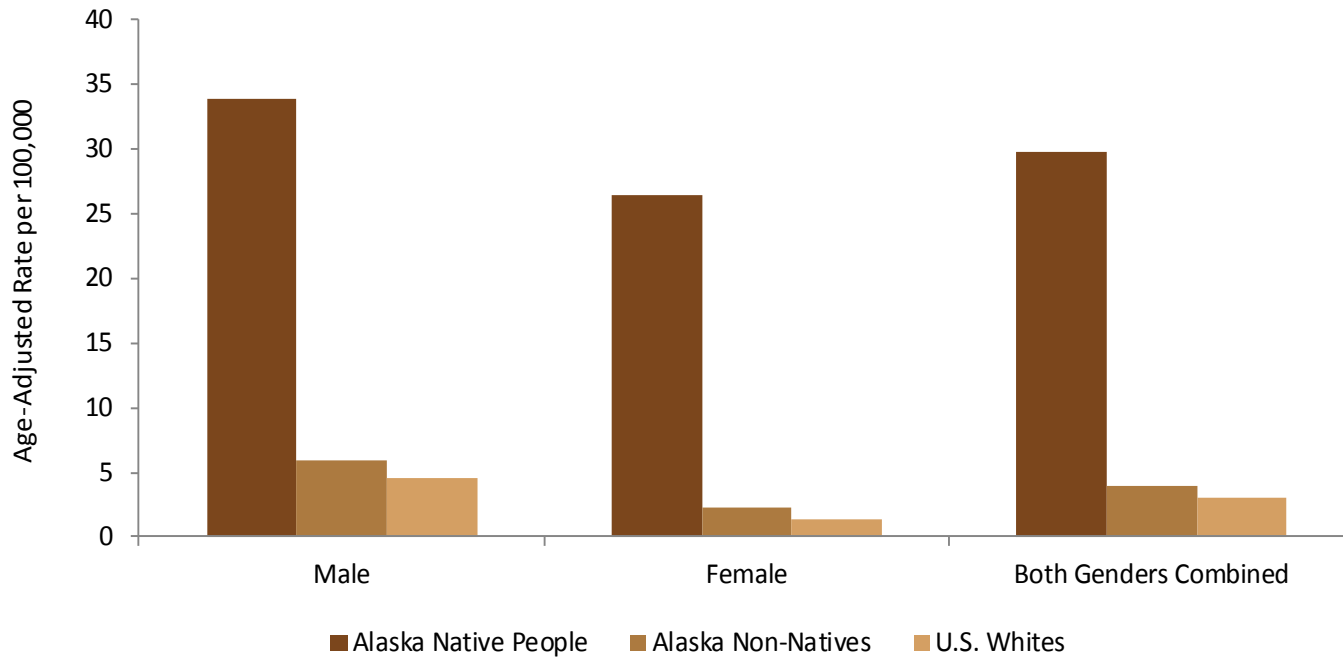
* Rate ratio is significantly higher or lower than all U.S. Whites, $p < 0.05$.

Statewide Data Alcohol Abuse Mortality



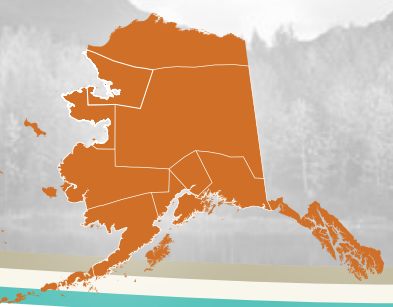
Alcohol Abuse Mortality Rate by Gender, 2012-2015

Data Source: Alaska Health Analytics and Vital Records Section; Centers for Disease Control and Prevention, National Center for Health Statistics
 Note: U.S. Whites data are for 2012-2014.



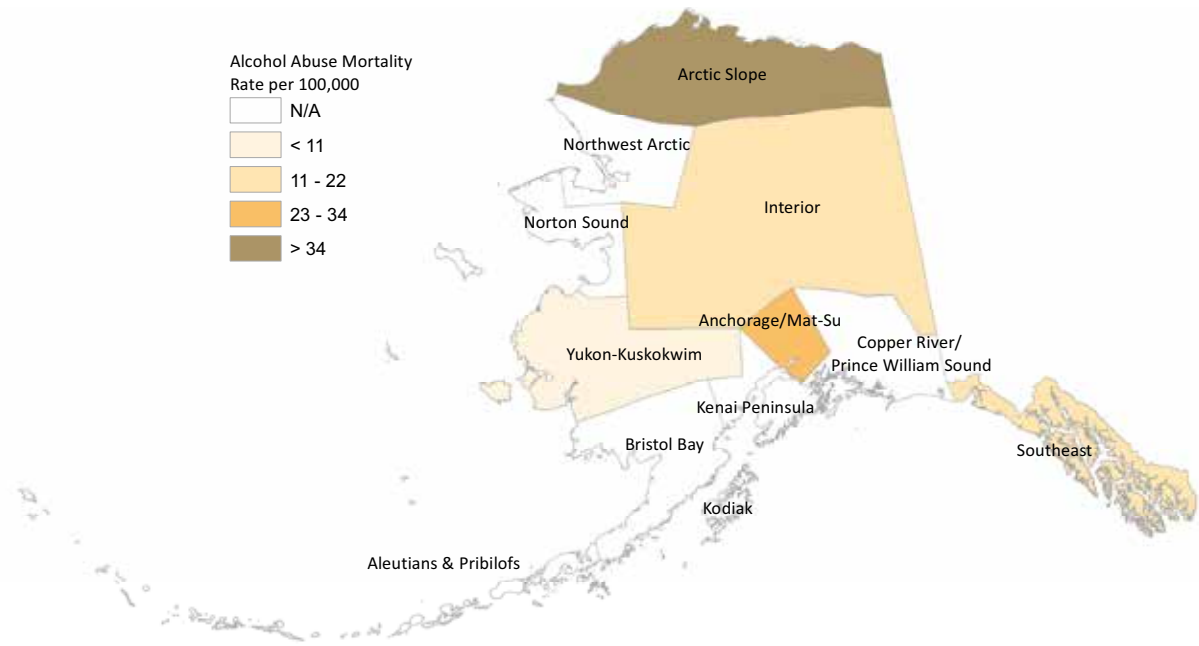
	Alaska Native People		Alaska Non-Natives		U.S. Whites	
	Deaths	Rate	Deaths	Rate	Deaths	Rate
Male	68	33.8	73	5.9	25,946	4.6
Female	58	26.4	30	2.2	7,991	1.4
Both Genders Combined	126	29.8	103	3.9	33,937	3.0

Statewide Data Alcohol Abuse Mortality



Alcohol Abuse Mortality Rate by Tribal Health Region, 2012-2015

Data Source: Alaska Health Analytics and Vital Records Section



	Alaska Native People	
	Deaths	Rate
Arctic Slope	6	96.4
Southeast	9	60.9
Bristol Bay	8	49.3
Anchorage/Mat-Su	53	43.0
Interior	19	39.5
Northwest Arctic	5	21.2
Norton Sound	5	17.8
Yukon-Kuskokwim	13	17.7
Aleutians & Pribilofs	-	-
Copper River/ Prince William Sound	-	-
Kenai Peninsula	-	-
Kodiak	-	-
Statewide	126	29.8

Note: Rates based on fewer than 20 cases are not statistically reliable and should be used with caution. Number and rate not reported for less than 5 cases