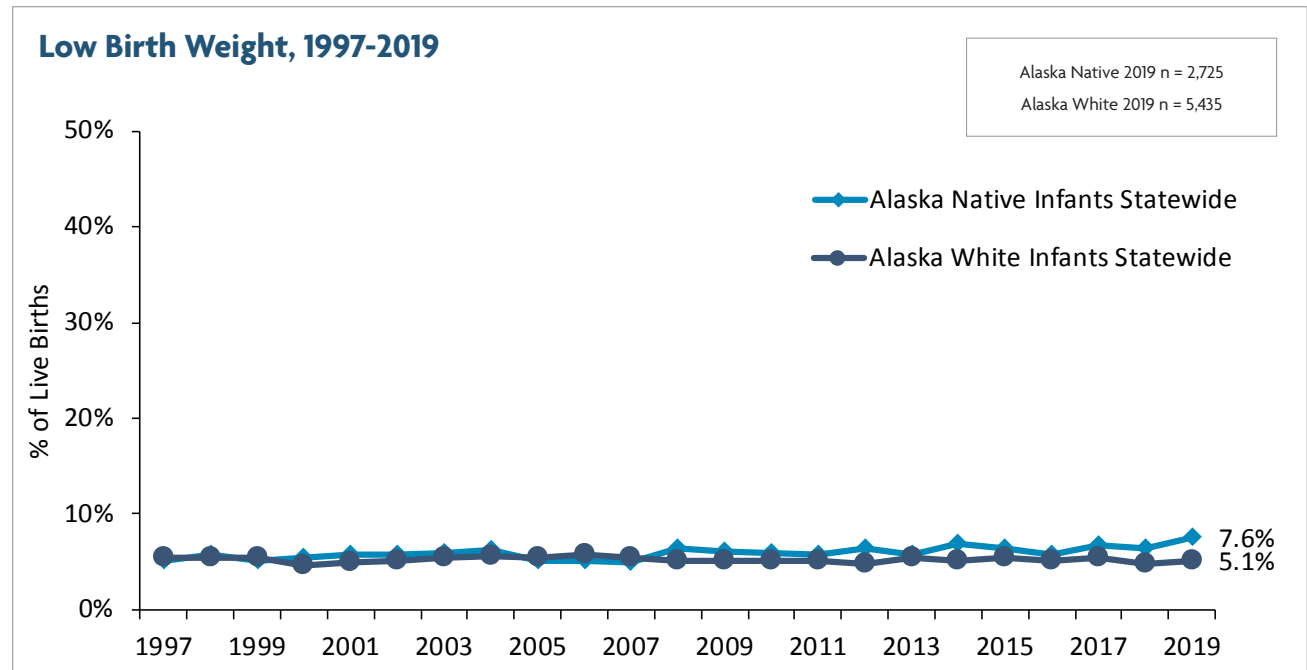


Low Birth Weight



Data Source: Alaska Division of Public Health, Alaska Health Analytics and Vital Records Section
Table C-63

Definition

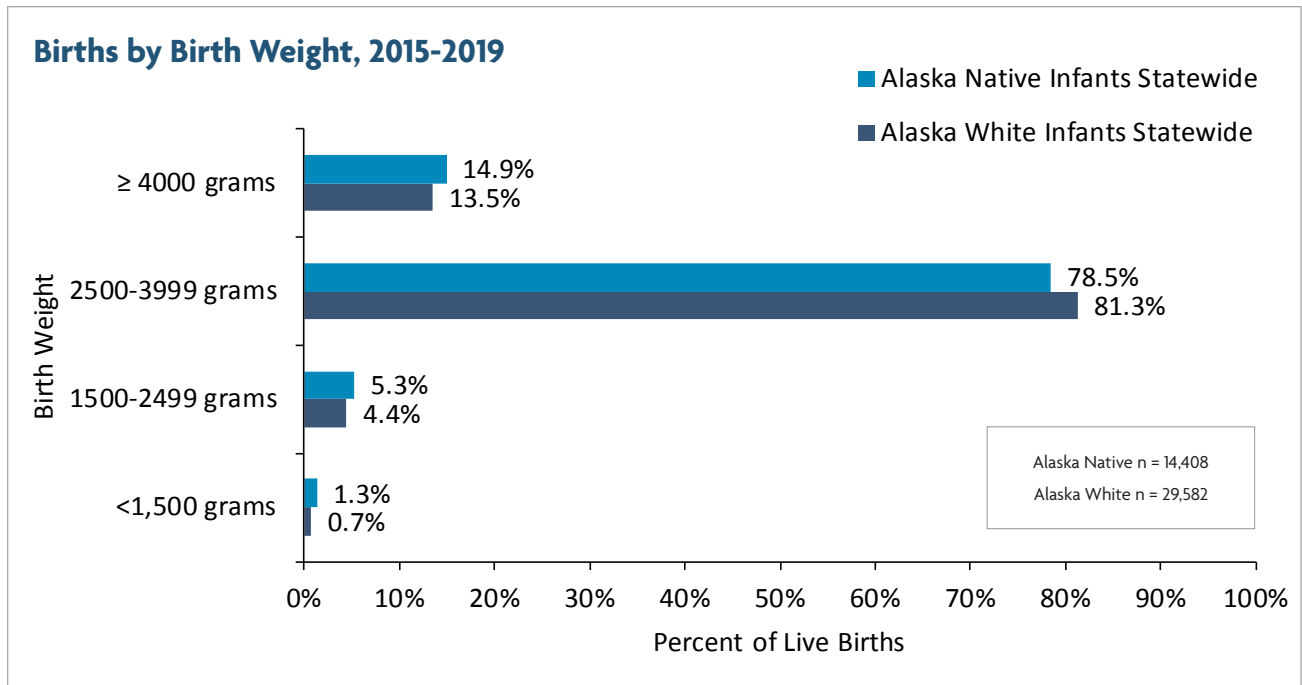
Low birth weight (LBW) is defined as a birth weight of less than 2,500 grams (5 pounds, 8 oz.). Normal birth weight is 2,500 grams or more. Low birth weight is a result of either preterm birth or small for gestational age, or both. Low birth weight infants are more likely to have physical and developmental health problems and are at increased risk of death during the first year of life compared with infants of normal weight.¹²

Summary

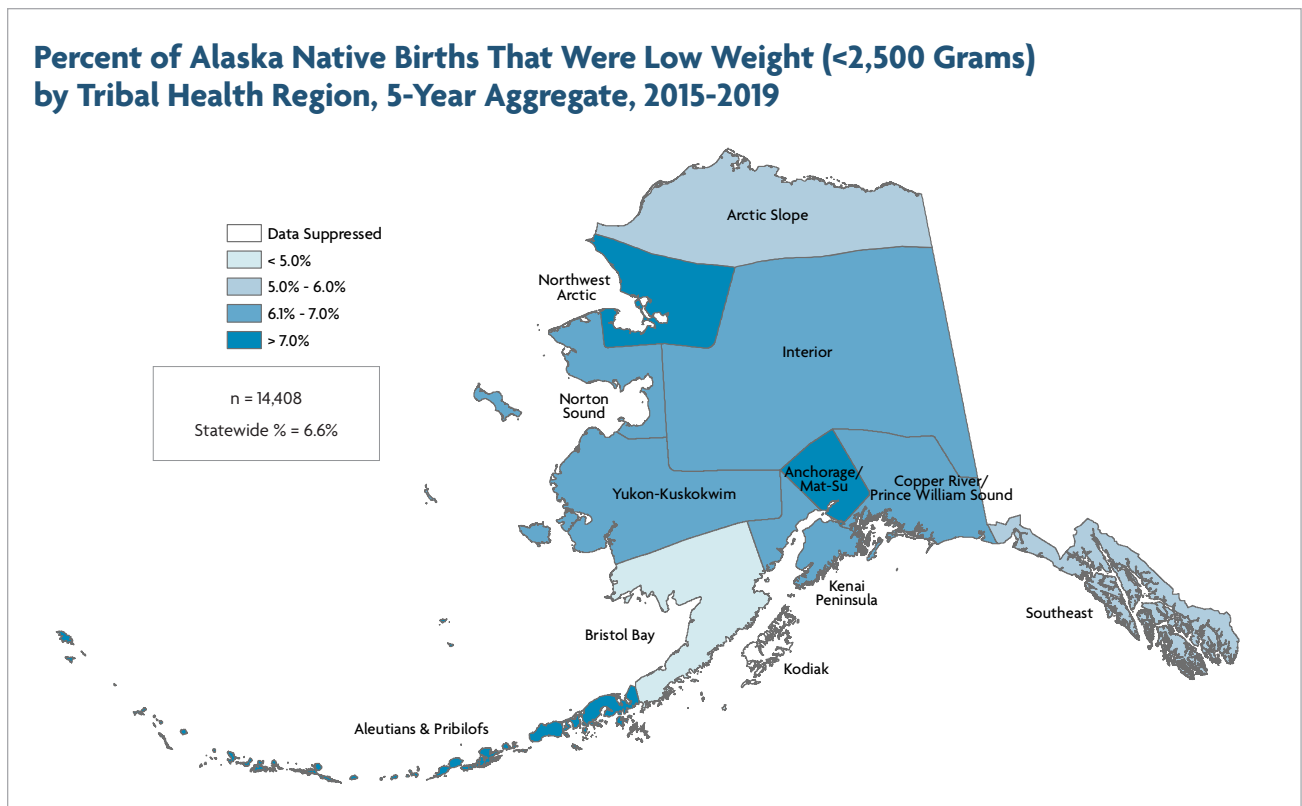
- » During 2019, 7.6% of Alaska Native infants statewide were born with low birth weight.
- » Between 1997 and 2019, the percent of births among Alaska Native people there were low weight appeared to remain relatively stable.
- » During 2015–2019, the percent of births that were low weight among Alaska Native infants varied by Tribal health region, ranging from 2.2% to 9.2%.

Note: Race is based on the race of the infant for Alaska data. Alaska Native includes mothers of Alaska Native infants born to either an Alaska Native mother or father.

Low Birth Weight



Data Source: Alaska Division of Public Health, Alaska Health Analytics and Vital Records Section
Table C-64



Data Source: Alaska Division of Public Health, Alaska Health Analytics and Vital Records Section
Table C-65

Low Birth Weight

Table C-63: Low Birth Weight, 1997-2019

	Alaska Native Infants Statewide		Alaska White Infants Statewide	
	Number	%	Number	%
1997	136	5.2%	352	5.5%
1998	153	5.7%	348	5.4%
1999	136	5.1%	335	5.4%
2000	150	5.4%	293	4.7%
2001	160	5.7%	310	5.0%
2002	157	5.8%	311	5.1%
2003	163	5.9%	343	5.5%
2004	179	6.2%	360	5.6%
2005	157	5.2%	349	5.5%
2006	156	5.1%	392	5.8%
2007	156	5.0%	371	5.5%
2008	204	6.4%	363	5.2%
2009	201	6.1%	348	5.2%
2010	194	6.0%	355	5.1%
2011	184	5.8%	364	5.2%
2012	199	6.4%	321	4.8%
2013	164	5.8%	390	5.4%
2014	206	6.9%	329	5.0%
2015	189	6.3%	346	5.4%
2016	181	5.8%	324	5.1%
2017	189	6.7%	317	5.4%
2018	181	6.5%	265	4.8%
2019	206	7.6%	278	5.1%

Table C-64: Births by Birth Weight, 2015-2019

	Alaska Native Infants Statewide		Alaska White Infants Statewide	
	Number	%	Number	%
<1,500 grams	189	1.3%	214	0.7%
1500-2499 grams	757	5.3%	1,316	4.4%
2500-3999 grams	11,310	78.5%	24,053	81.3%
≥4000 grams	2,152	14.9%	3,999	13.5%
Total	14,408	100.0%	29,582	100.0%

Data Source: Alaska Division of Public Health, Alaska Health Analytics and Vital Records Section

Low Birth Weight

Table C-65: Percent of Alaska Native Births That Were Low Weight (<2,500 Grams) by Tribal Health Region, 5-Year Aggregate, 2015-2019

	Alaska Native Infants	
	Number	%
Aleutians & Pribilofs	14*	9.2%
Northwest Arctic	66	7.2%
Anchorage/Mat-Su	324	7.1%
Yukon-Kuskokwim	221	6.8%
Interior	96	6.3%
Kenai Peninsula	33	6.2%
Copper River/Prince William Sound	9*	6.1%
Norton Sound	49	6.0%
Southeast	69	5.9%
Arctic Slope	31	5.6%
Bristol Bay	29	4.7%
Statewide	946	6.6%

Note: *There was 1 low weight birth with unknown region during 2015-2019. Rates based on fewer than 20 cases are not statistically reliable and should be used with caution. Number and rate not reported for <5 cases.

Data Source: Alaska Division of Public Health, Alaska Health Analytics and Vital Records Section

12 Stein, R.E.K., Siegel, M.J., & Bauman, L.J. (2006). Are children of moderately low birth weight at increased risk for poor health? A new look at an old question. *Pediatrics*, 118, 217-223