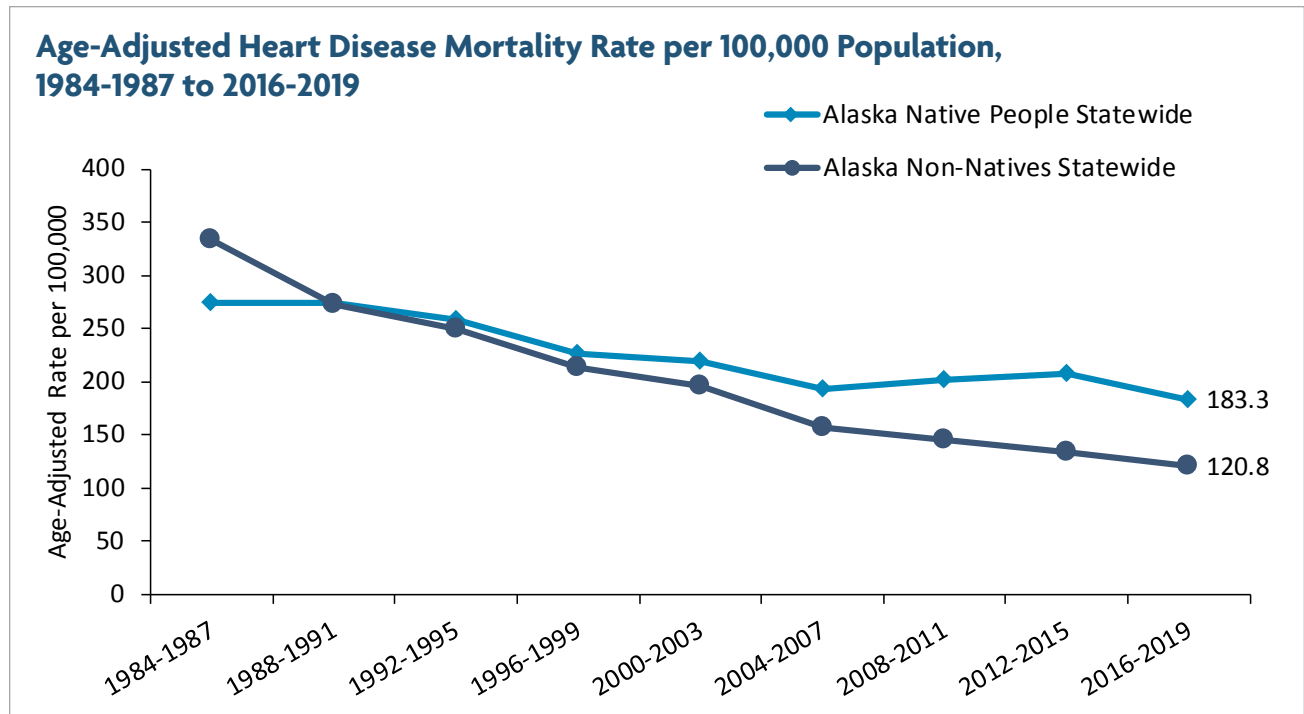


# Heart Disease Mortality



Data Source: Alaska Division of Public Health, Alaska Health Analytics and Vital Records Section  
Table C-29

## Definition

Heart disease mortality is the rate of death due to diseases of the heart per 100,000 population. Heart disease deaths include ICD-10 codes I00–I09, I11, I13, and I20–I51.

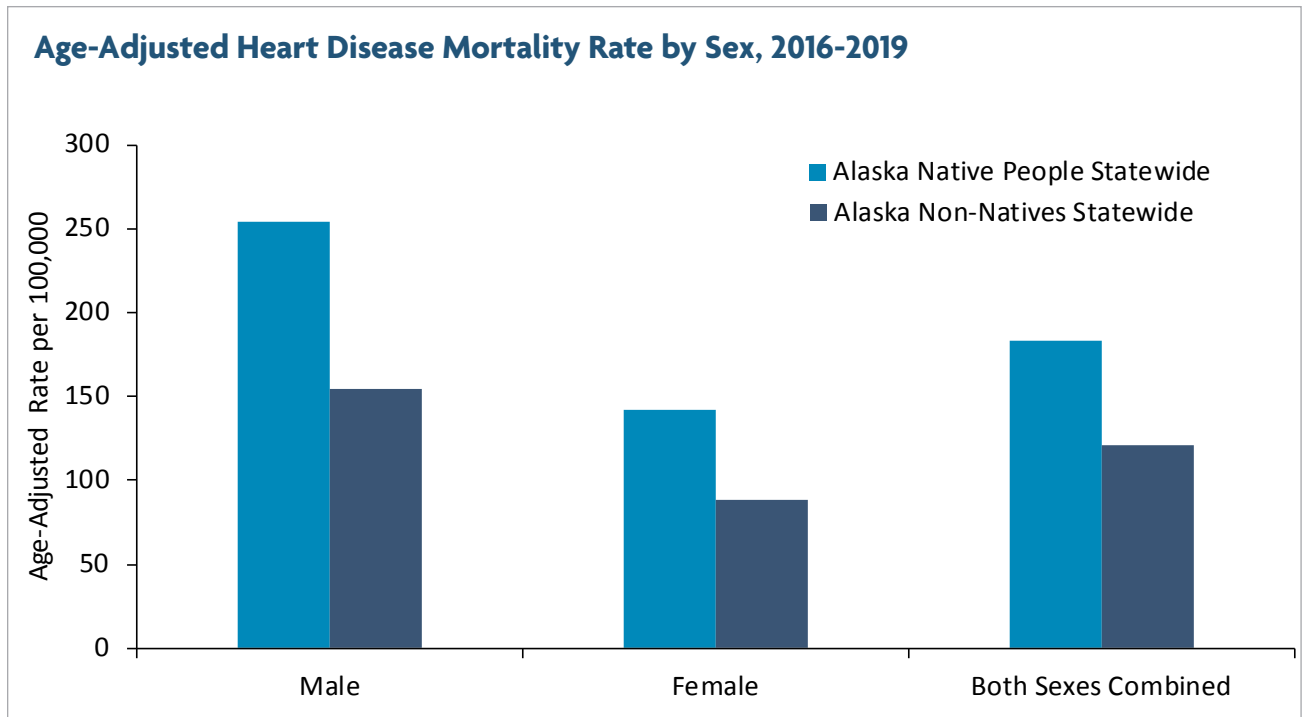
## Related Objectives

Reduce coronary heart disease deaths to 71.1 per 100,000 population. - *HEALTHY PEOPLE 2030, OBJECTIVE HDS-02*

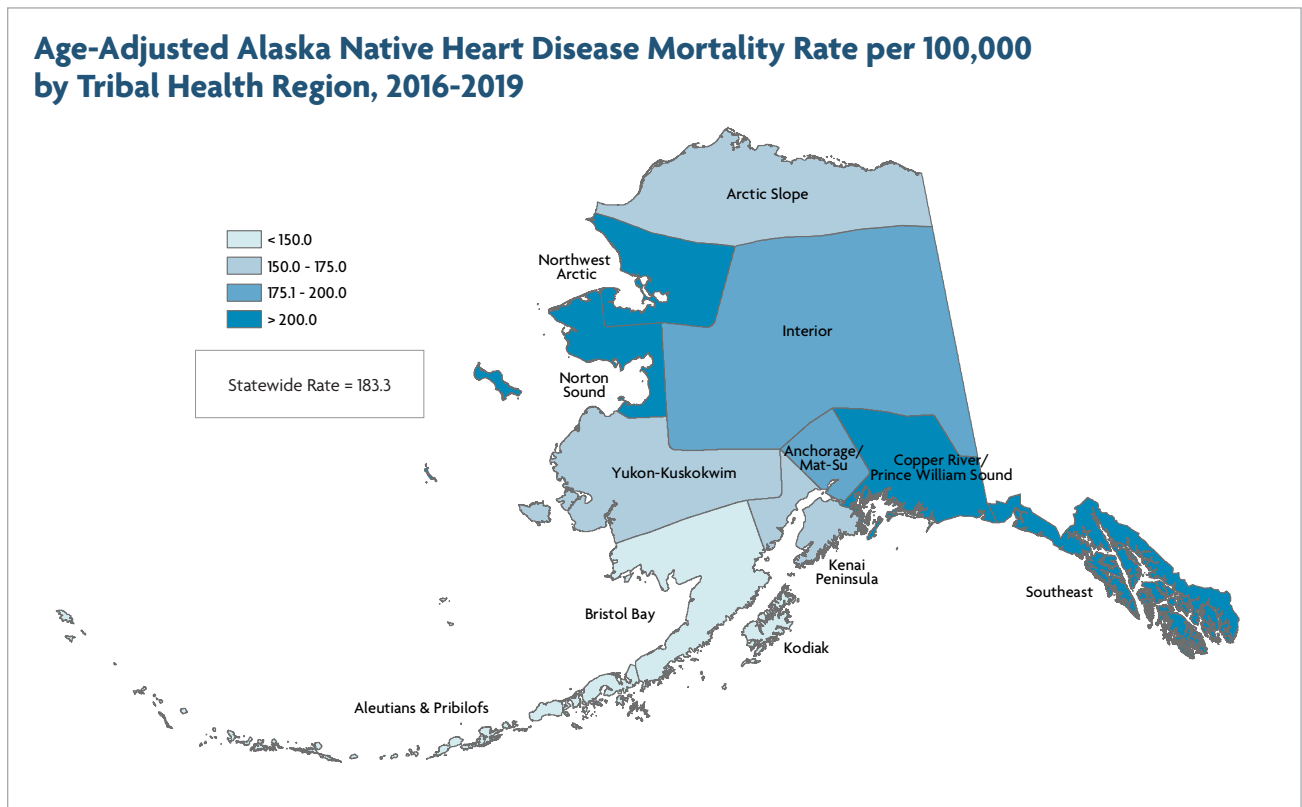
## Summary

- » During 2016–2019, heart disease was the second leading cause of death among Alaska Native people, with a mortality rate of 183.3 per 100,000. This was significantly higher than among Alaska non-Natives (120.8 per 100,000).
- » Between the 1984–1987 and 2016–2019 time periods, heart disease mortality rates among Alaska Native people decreased but are still significantly higher compared with Alaska non-Natives.
- » The heart disease mortality rate among Alaska Native males is higher than the heart disease mortality rate among Alaska Native females.
- » Heart disease mortality rates varied by Tribal health region, ranging from 120.4 to 239.9 deaths per 100,000.

# Heart Disease Mortality



Data Source: Alaska Division of Public Health, Alaska Health Analytics and Vital Records Section  
Table C-30



Data Source: Alaska Division of Public Health, Alaska Health Analytics and Vital Records Section  
Table C-31

# Heart Disease Mortality

**Table C-29: Age-Adjusted Heart Disease Mortality Rate per 100,000 Population, 1984-1987 to 2016-2019**

	Alaska Native People Statewide		Alaska Non-Natives Statewide	
	Deaths	Rate	Deaths	Rate
1984-1987	345	274.4	1,532	333.8
1988-1991	374	273.8	1,532	272.2
1992-1995	382	258.7	1,774	249.3
1996-1999	381	226.7	1,867	213.9
2000-2003	435	218.7	2,140	196.5
2004-2007	429	193.7	2,064	156.9
2008-2011	556	201.5	2,277	146.0
2012-2015	618	208.2	2,391	133.3
2016-2019	750	183.3	2,531	120.8

**Table C-30: Age-Adjusted Heart Disease Mortality Rate by Sex, 2016-2019**

	Alaska Native People Statewide		Alaska Non-Natives Statewide	
	Deaths	Rate	Deaths	Rate
Male	451	254.3	1,617	154.3
Female	299	141.7	914	88.3
<b>Both Genders Combined</b>	<b>750</b>	<b>183.3</b>	<b>2,531</b>	<b>120.8</b>

**Table C-31: Age-Adjusted Alaska Native Heart Disease Mortality Rate per 100,000 by Tribal Health Region, 2016-2019**

	Alaska Native People	
	Deaths	Rate
Copper River/Prince William Sound	12*	239.9
Northwest Arctic	46	235.0
Norton Sound	55	211.8
Southeast	108	207.4
Interior	84	188.8
Anchorage/Mat-Su	233	178.0
Kenai Peninsula	34	174.8
Yukon-Kuskokwim	104	164.2
Arctic Slope	25	160.3
Aleutians & Pribilofs	6*	145.3
Bristol Bay	30	141.9
Kodiak Area	8*	120.4
<b>Statewide</b>	<b>750</b>	<b>183.3</b>

Note: Rates based on fewer than 20 cases are not statistically reliable and should be used with caution.