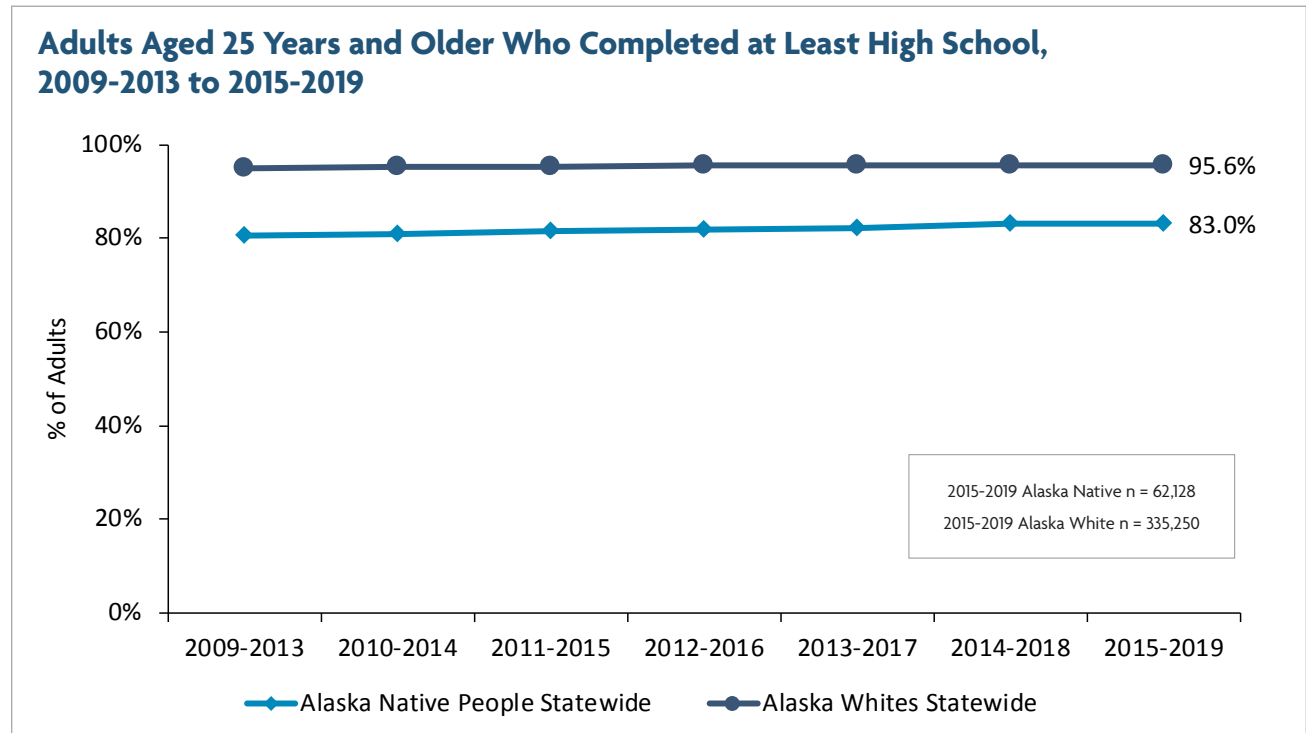


Educational Attainment



Data Source: U.S. Census Bureau, American Community Survey
Table C-4

Definition

Educational attainment refers to the highest level of education that an individual has completed. Educational attainment improves socioeconomic status and is also protective against adverse health risks over the life span.¹

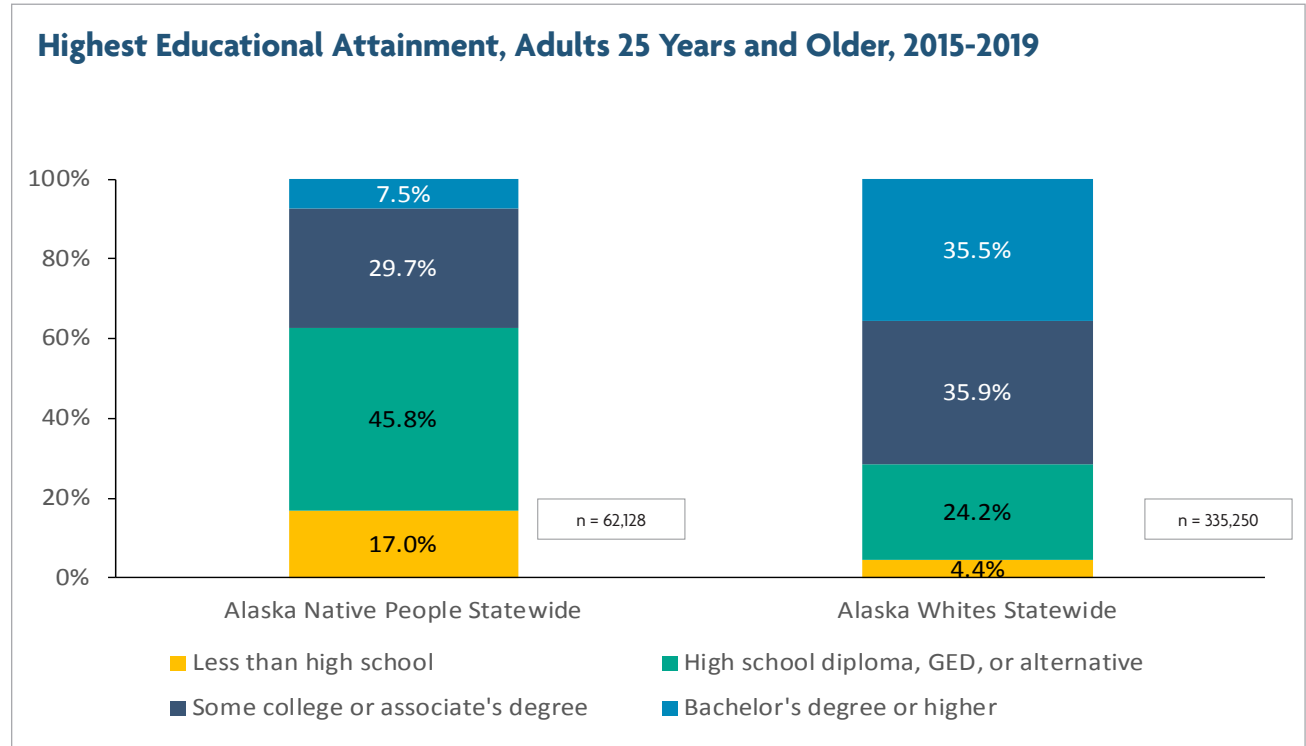
Related Objectives

Increase the percent of high school students who graduate within four years of starting 9th grade to 90.0%. - *HEALTHY ALASKANS 2030, OBJECTIVE #19*. Increase the proportion of high school students who graduate in 4 years to 90.7%. - *HEALTHY PEOPLE 2030, OBJECTIVE AH-08*.

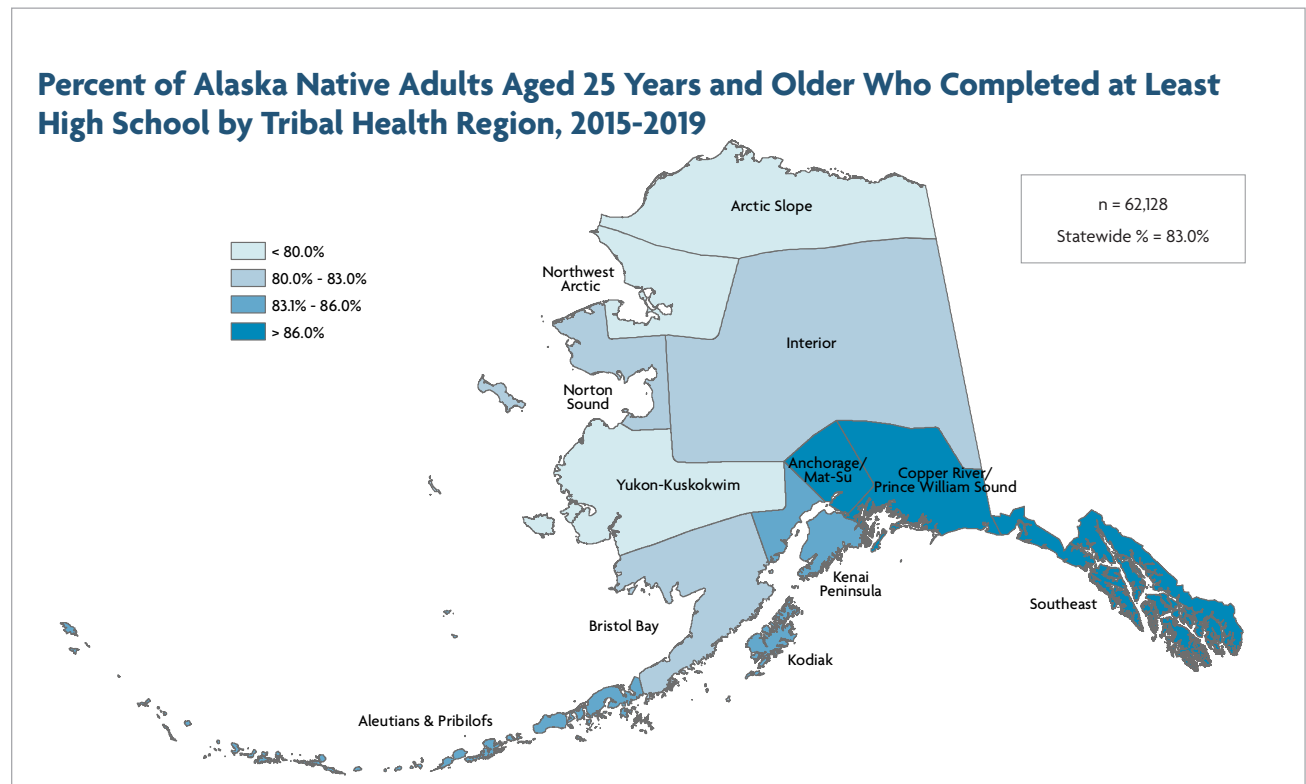
Summary

- » The estimated proportion of Alaska Native adults (25 years and older) who completed high school (or equivalent) or a higher level of education increased 1.5% from 81.5% in 2011–2015 to 83.0% in 2015–2019.
- » During 2015–2019, 37.2% of Alaska Native adults completed some college, an associates degree, or achieved a bachelor’s degree or higher.

Educational Attainment



Data Source: U.S. Census Bureau, American Community Survey Table C-5



Data Source: U.S. Census Bureau, American Community Survey Table C-6

Educational Attainment

Table C-4: Adults Aged 25 Years and Older Who Completed at Least High School, 2009-2013 to 2015-2019

Years	Alaska Native People Statewide		Alaska Whites Statewide	
	%	MOE (+/-)	%	MOE (+/-)
2009-2013	80.6%	1.5	94.9%	1.0
2010-2014	80.8%	1.3	95.1%	0.9
2011-2015	81.5%	1.3	95.3%	0.9
2012-2016	81.9%	1.7	95.4%	0.9
2013-2017	82.1%	1.6	95.5%	0.9
2014-2018	83.1%	1.7	95.5%	0.9
2015-2019	83.0%	1.7	95.6%	1.0

Table C-5: Highest Educational Attainment, Adults 25 Years and Older, 2015-2019

Data Source: U.S. Census Bureau, American Community Survey

	Alaska Native People Statewide		Alaska Whites Statewide	
	%	MOE (+/-)	%	MOE (+/-)
Less than high school	17.0%	0.8	4.4%	0.2
High school diploma, GED or alternative	45.8%	1.1	24.2%	0.5
Some college or associate's degree	29.7%	1.1	35.9%	0.6
Bachelor's degree or higher	7.5%	0.7	35.5%	0.6

MOE: Margin of Error is based on a 90% confidence interval.

Data Sources: U.S. Census Bureau, 2010 Census; Alaska Department of Labor and Workforce Development, Research and Analysis Section

1 Hahn, R. A., & Truman, B. I. (2015). Education improves public health and promotes health equity. *International Journal of Health Services*, 45(4), 657–678