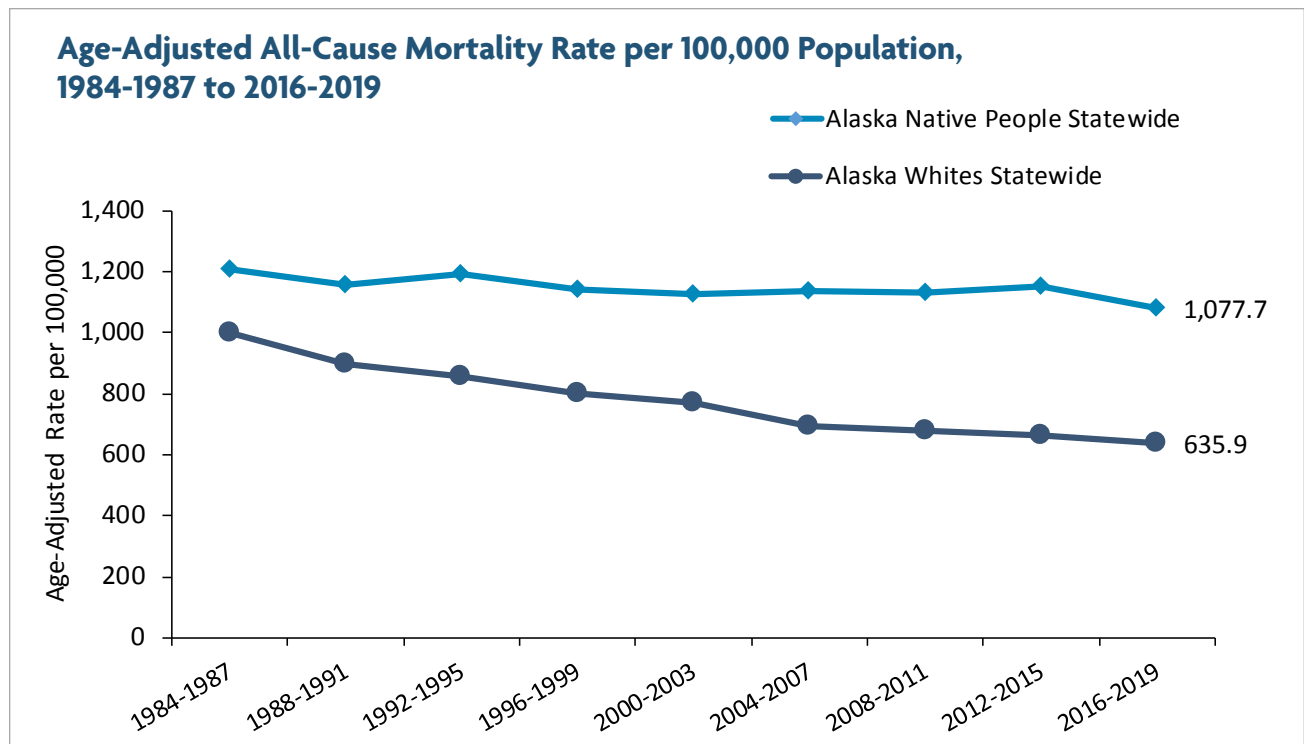


All-Cause Mortality



Data Source: Alaska Division of Public Health, Alaska Health Analytics and Vital Records Section Table C-17

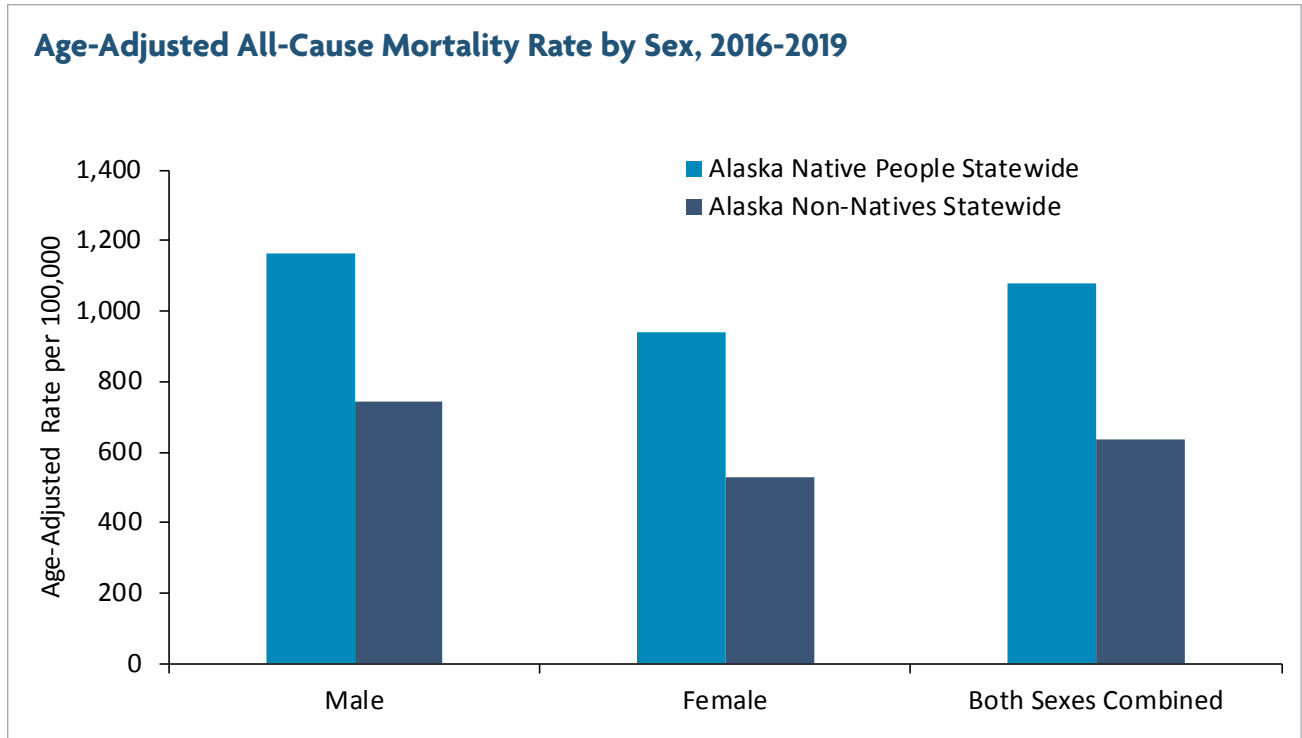
Definition

All-cause mortality is the death rate from all causes of death for a population in a given time period.

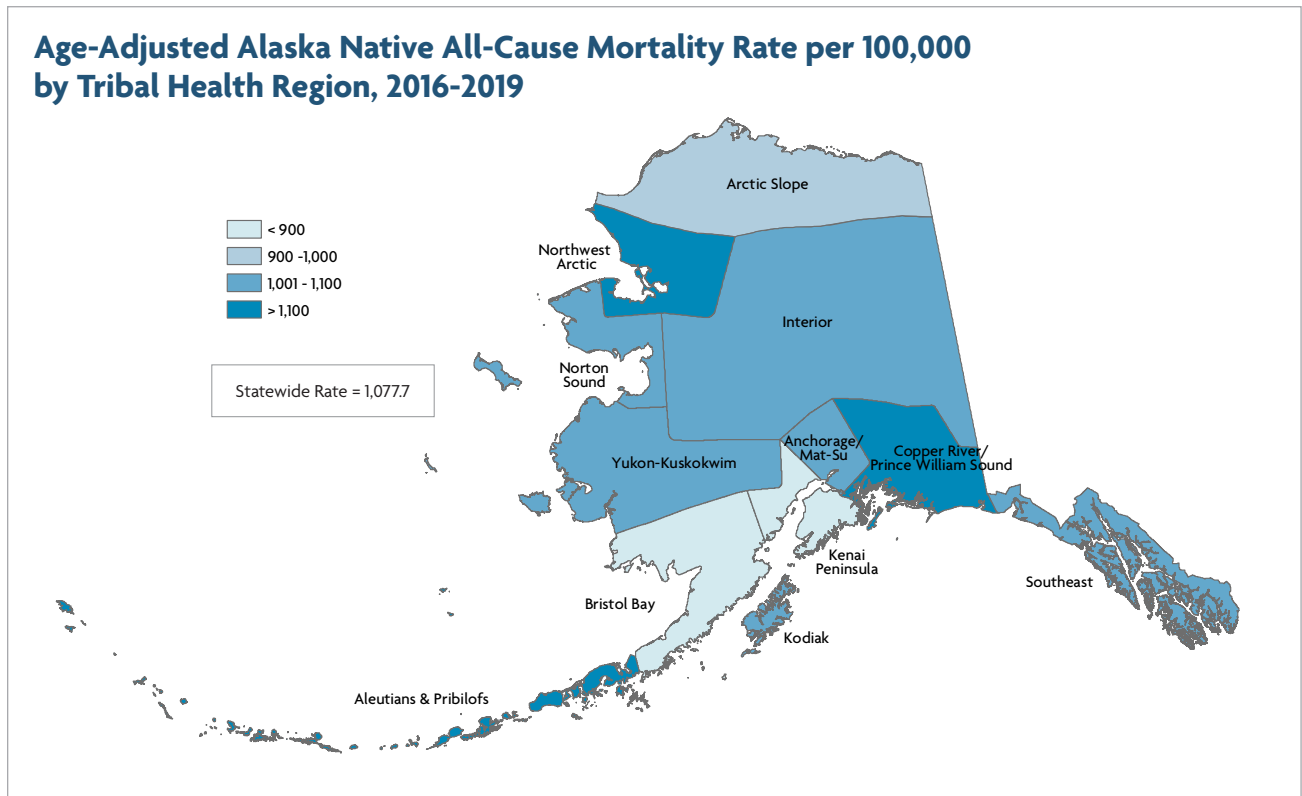
Summary

- » During 2016–2019, the all-cause mortality rate among Alaska Native people was 1,077.7 per 100,000 population.
- » Between 1984–1987 and 2016–2019, the all-cause mortality rate among Alaska Native people has decreased.
- » Between 1984–1987 and 2016–2019, a greater rate of decrease in the all-cause mortality rate among Alaska non-Native people compared with Alaska Native people widened the disparity between populations. The Alaska Native all-cause mortality rate was 1.7 times higher than the non-Native rate during 2016–2019.
- » The 2016–2019 all-cause mortality rate varied by Tribal health region, ranging from 847.5 to 1,299.4 deaths per 100,000.

All-Cause Mortality



Data Source: Alaska Division of Public Health, Alaska Health Analytics and Vital Records Section
Table C-18



Data Source: Alaska Division of Public Health, Alaska Health Analytics and Vital Records Section
Table C-19

All-Cause Mortality

Table C-17: Age-Adjusted All-Cause Mortality Rate per 100,000 Population, 1984-1987 to 2016-2019

	Alaska Native People Statewide		Alaska Non-Natives Statewide	
	Deaths	Rate	Deaths	Rate
1984-1987	2,122	1,207.3	6,190	997.2
1988-1991	2,223	1,156.8	6,364	895.2
1992-1995	2,384	1,194.2	7,403	858.5
1996-1999	2,442	1,139.6	7,936	798.3
2000-2003	2,771	1,125.7	9,136	768.7
2004-2007	3,026	1,135.6	9,805	694.3
2008-2011	3,382	1,133.1	11,003	676.7
2012-2015	3,716	1,151.7	12,361	661.2
2016-2019	4,566	1,077.7	13,337	635.9

Table C-18: Age-Adjusted All-Cause Mortality Rate by Sex, 2016-2019

	Alaska Native People Statewide		Alaska Non-Natives Statewide	
	Deaths	Rate	Deaths	Rate
Male	2,479	1,165.4	7,725	742.0
Female	2,084	938.4	5,612	531.4
Both Genders Combined	4,566	1,077.7	13,337	635.9

Table C-19: Age-Adjusted Alaska Native All-Cause Mortality Rate per 100,000 by Tribal Health Region, 2016-2019

	Alaska Native People	
	Deaths	Rate
Copper River/Prince William Sound	70	1,299.4
Northwest Arctic	242	1,148.2
Aleutians & Pribilofs	49	1,101.9
Interior	525	1,095.6
Southeast	609	1,086.0
Anchorage/Mat-Su	1,468	1,041.6
Yukon-Kuskokwim	709	1,039.1
Kodiak Area	74	1,034.5
Norton Sound	281	1,004.8
Arctic Slope	163	970.2
Kenai Peninsula	180	859.5
Bristol Bay	193	847.5
Statewide	4,566	1,077.7

Note: There were 3 deaths with unknown region during 2016-2019.

Data Source: Alaska Division of Public Health, Alaska Health Analytics and Vital Records Section