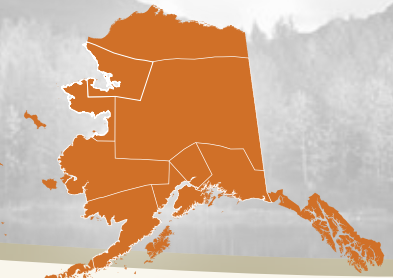


Statewide Data Adolescent Sexual Activity



Updated: 12/29/2016

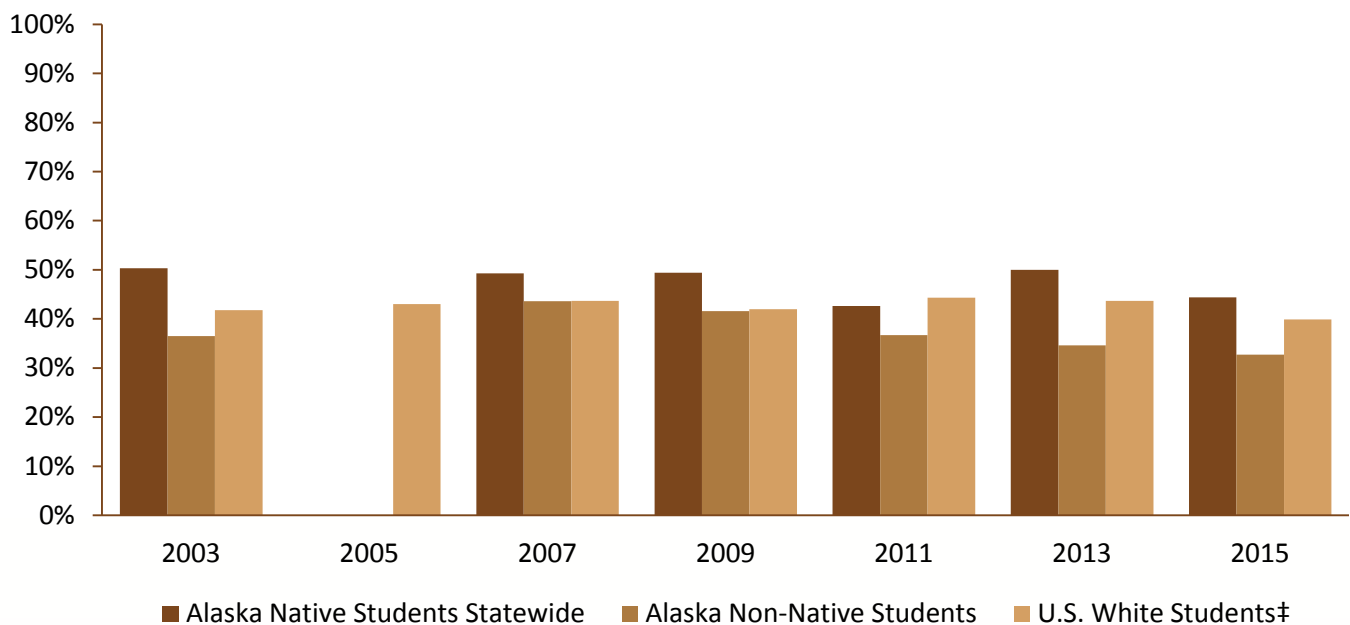
Definition: *Adolescent sexual activity* is defined as the estimated percentage of high school students in grades 9-12 who have ever engaged in sexual intercourse.

Summary:

- In 2015, less than half of Alaska Native high school students reported having ever engaged in sexual intercourse.
- Sexual activity among Alaska Native high school students has not changed significantly between 2003 and 2005.
- In 2015, Alaska Native students reported significantly higher sexual activity than Alaska Non-Native students, but it was not significantly different than US White students.
- Adolescent sexual activity varied between 46.5% and 56.6% by tribal health region.

Sexually Active Adolescents, 2003-2015

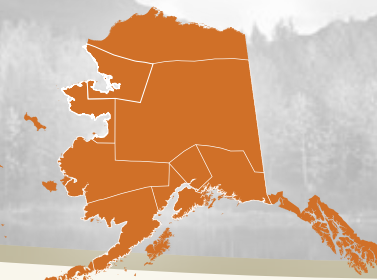
Data Sources: Alaska Division of Public Health, Alaska Youth Risk Behavior Surveillance System; Centers for Disease Control and Prevention, Youth Risk Behavior Surveillance System



†Non-Hispanic



Statewide Data Adolescent Sexual Activity



Sexually Active Adolescents, 2003-2015

Data Sources: Alaska Division of Public Health, Alaska Youth Risk Behavior Surveillance System; Centers for Disease Control and Prevention, Youth Risk Behavior Surveillance System

		Alaska Native Students Statewide	Alaska Non-Native Students	U.S. White Students [‡]
2003	n	132	385	-
	%	50.3%	36.5%	41.8%
	Confidence Interval	(40.4%-60.2%)	(32.1%-41.1%)	(39.0%-44.5%)
2005	n	N/A	N/A	-
	%	N/A	N/A	43.0%
	Confidence Interval			(38.8%-47.3%)
2007	n	117	411	-
	%	49.3%	43.6%	43.7%
	Confidence Interval	(43.6%-55.1%)	(39.2%-48.1%)	(40.5%-47.0%)
2009	n	124	402	-
	%	49.4%	41.6%	42.0%
	Confidence Interval	(42.4%-56.4%)	(37.1%-46.2%)	(37.9%-46.3%)
2011	n	114	335	-
	%	42.6%	36.7%	44.3%
	Confidence Interval	(34.8%-50.8%)	(32.0%-41.8%)	(41.1%-47.4%)
2013	n	124	293	-
	%	50.0%	34.6%	43.7%
	Confidence Interval	(44.3%-55.7%)	(29.5%-40.0%)	(40.2%-47.4%)
2015	n	131	316	-
	%	44.4%	32.7%	39.9%
	Confidence Interval	(40.2%-48.7%)	(28.5%-37.3%)	(35.0%-45.0%)

[‡]Non-Hispanic

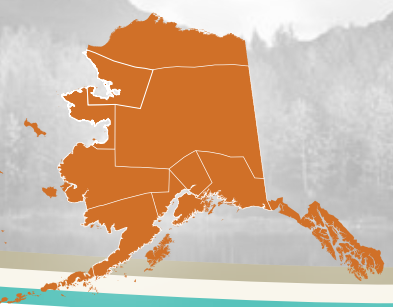
N/A - Not Available

n - # of students who have selected the response category of interest

% - Statewide estimate based on sample

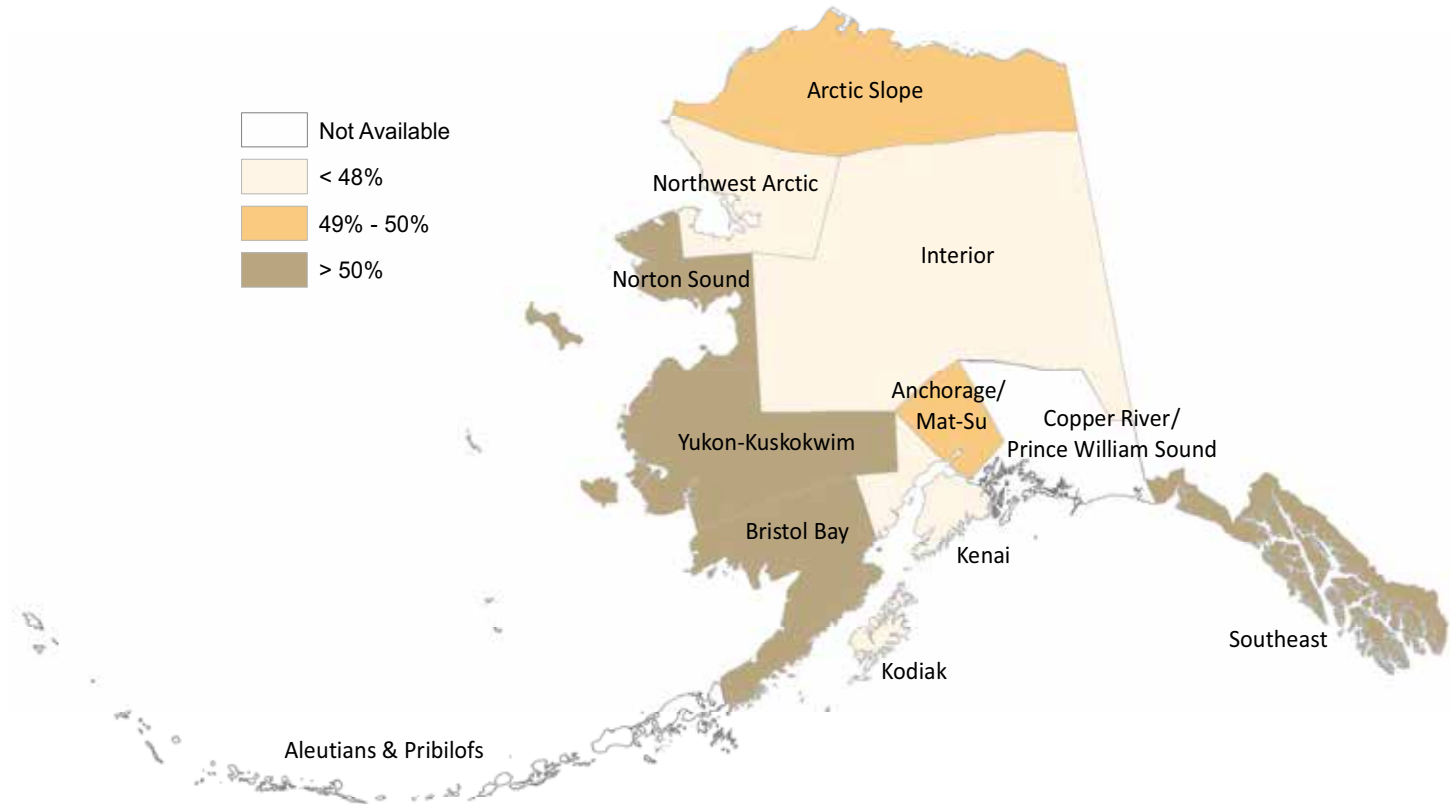


Statewide Data Adolescent Sexual Activity



Sexually Active Alaska Native Adolescents by Tribal Health Region, 2011-2013

Data Source: Alaska Division of Public Health, Alaska Youth Risk Behavior Surveillance System



	Alaska Native		
	n	%	95% Confidence Interval
Kenai	157	46.5%	(40.8%-52.3%)
Interior	107	46.6%	(36.0%-57.6%)
Kodiak	59	47.4%	(38.1%-56.9%)
Northwest Arctic	187	47.7%	(42.1%-53.3%)
Anchorage/Mat-Su	414	49.3%	(43.5%-55.1%)
Arctic Slope	87	49.8%	(41.1%-58.5%)
Bristol Bay	80	54.5%	(51.8%-57.1%)
Southeast	489	54.8%	(49.3%-60.3%)
Yukon-Kuskokwim	201	56.3%	(50.5%-61.9%)
Norton Sound	175	56.6%	(53.3%-59.9%)
Statewide	2,021	50.9%	(47.9%-53.8%)

Note: Data not available for all tribal health regions due to small sample size.
n - # of students who have selected the response category of interest
% - Statewide estimate based on sample